



Listen up!

Begin by listening together to this radio programme from the BBC:
Listen and Play - 5 Little Ducks

<https://www.bbc.co.uk/teach/school-radio/eyfs-listen-and-play-five-little-ducks/z7j9382>





Let's Get Creative!



Easter Rhythms!



*Can you make up some patterns with these word pictures?
The first one has been done to start you off!
Play your patterns with two pencils or with your hands!*

 LITTLE EASTER CHICK	 LITTLE EASTER CHICK	 BIG EASTER EGG	 BIG EASTER EGG

- ♪ *Can you play your patterns four times each?*
- ♪ *Teach your new pattern to your grown-up!*
- ♪ *Why not record your pattern on a tablet or phone?*



Rhythm and Rhyme




Little Chick Waits

Little chick waits in his egg of white
Curled up cozy, oh so tight
Then he taps out a hole with his beak, beak, beak
And pops from his shell, with a "Cheep, cheep, cheep!"

Jean Warren

*Try exploring different
voices...whispering...low...
quiet...singing...fast, slow*



*Can you tap out the
pattern of the words
using two pencils?*

Let's Get Moving!



Copy and join in with this song! Don't Drop the Chicken Egg!

https://www.youtube.com/watch?v=C8u_eU6SAo

Try to move with the steady beat of the music!